

Average number of cases per year in 2017-2021	Average number of deaths per year in 2017-2021	Number of survivors at end of 2021 (25-year prevalence)
254	104	1,631

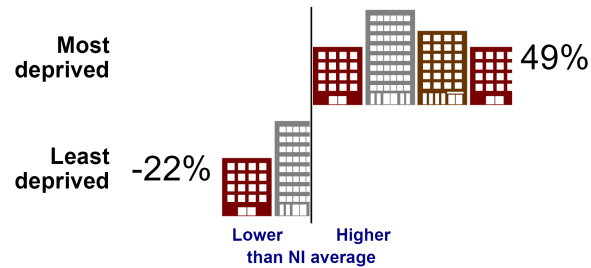
## Odds (1 in ...) of developing oral cancer

(Diagnosed 2017-2021)



## Incidence and deprivation

(Diagnosed 2017-2021)



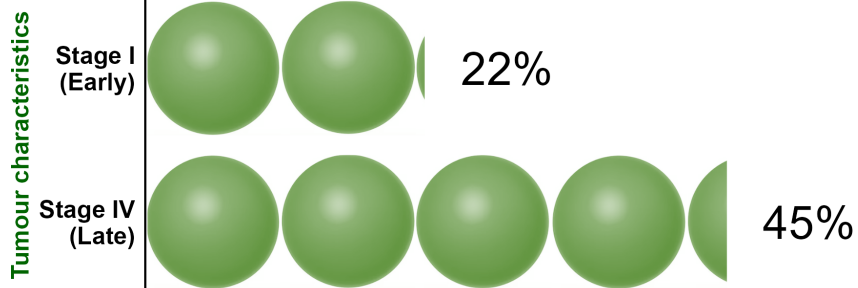
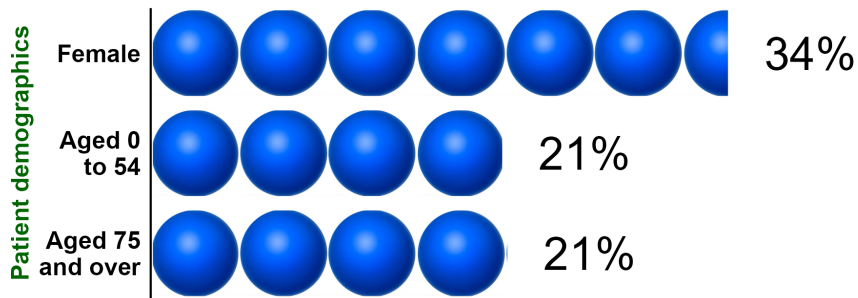
## Trends in oral cancer

(Cases/deaths: 2017-2021 vs 2012-2016 ; 10-year prevalence: 2021 vs 2016)



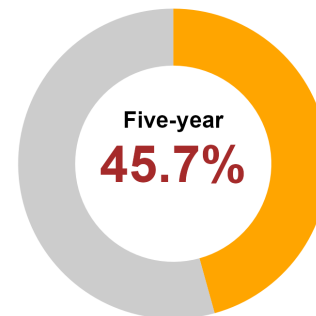
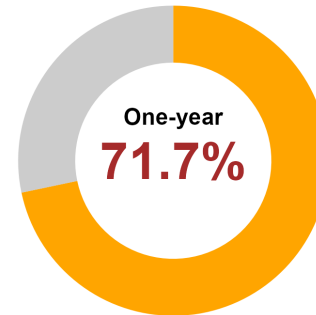
## Key characteristics

(Diagnosed 2017-2021)



## Survival

(Diagnosed 2012-2016)



## Survival characteristics

(Five-year survival, Diagnosed 2012-2016)

